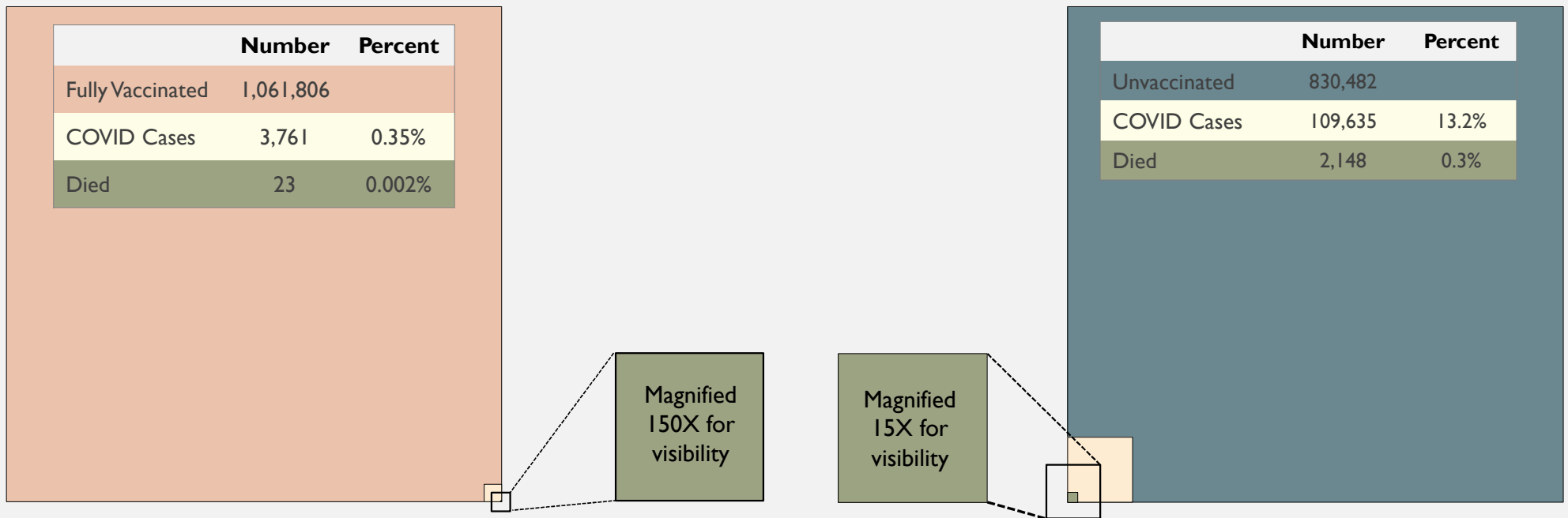




COVID Epidemiology Status Report
Riverside University Health System Public Health - Epidemiology
Wednesday, August 19, 2021

COVID AMONG FULLY VACCINATED VS. UNVACCINATED PEOPLE 12+ IN RIVERSIDE COUNTY

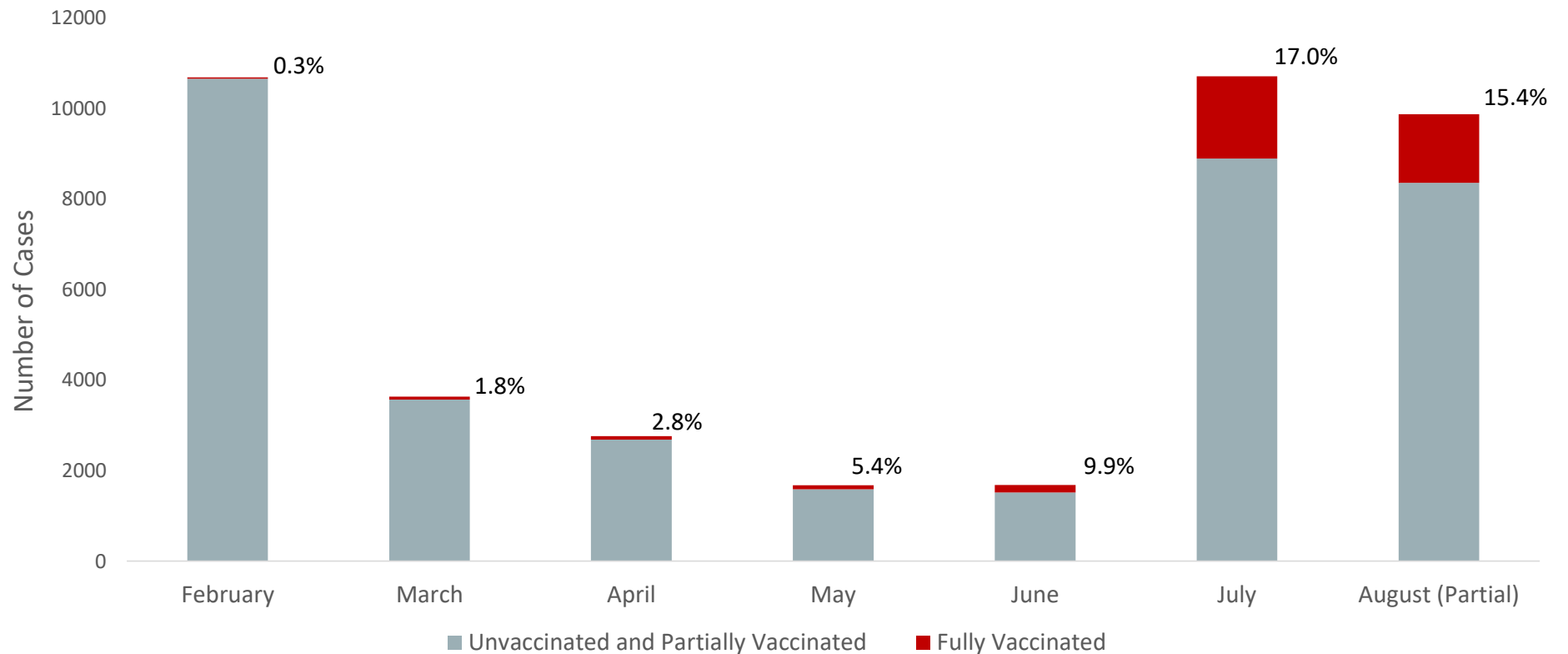
Unvaccinated individuals are **37 times** more likely to get COVID than those who are fully vaccinated.
Unvaccinated individuals are **120 times** more likely to die from COVID than those who are fully vaccinated.



Source: CalREDIE & Snowflake Data
Data accessed: 08/17/2021

COVID-19 CASES, AMONG RIVERSIDE RESIDENTS 12+ BY MONTH AND VACCINATION STATUS, FEB-AUG 2021

As the fully vaccinated rate increases, it is expected that the percent of post-vaccination cases will increase.

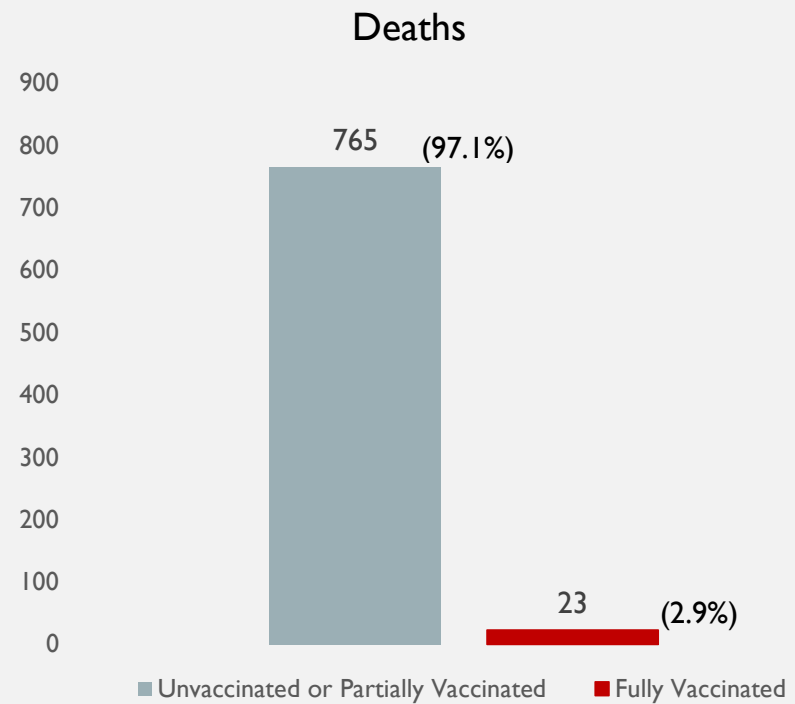
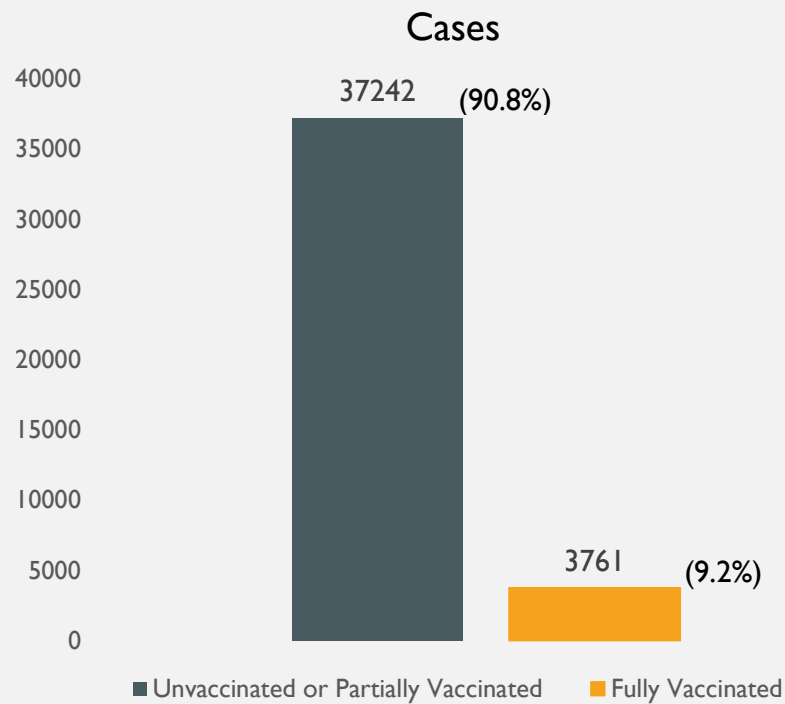


<https://www.rivcoph.org/coronavirus>

Source: Snowflake, CalREDIE
Data accessed: 08/18/2021

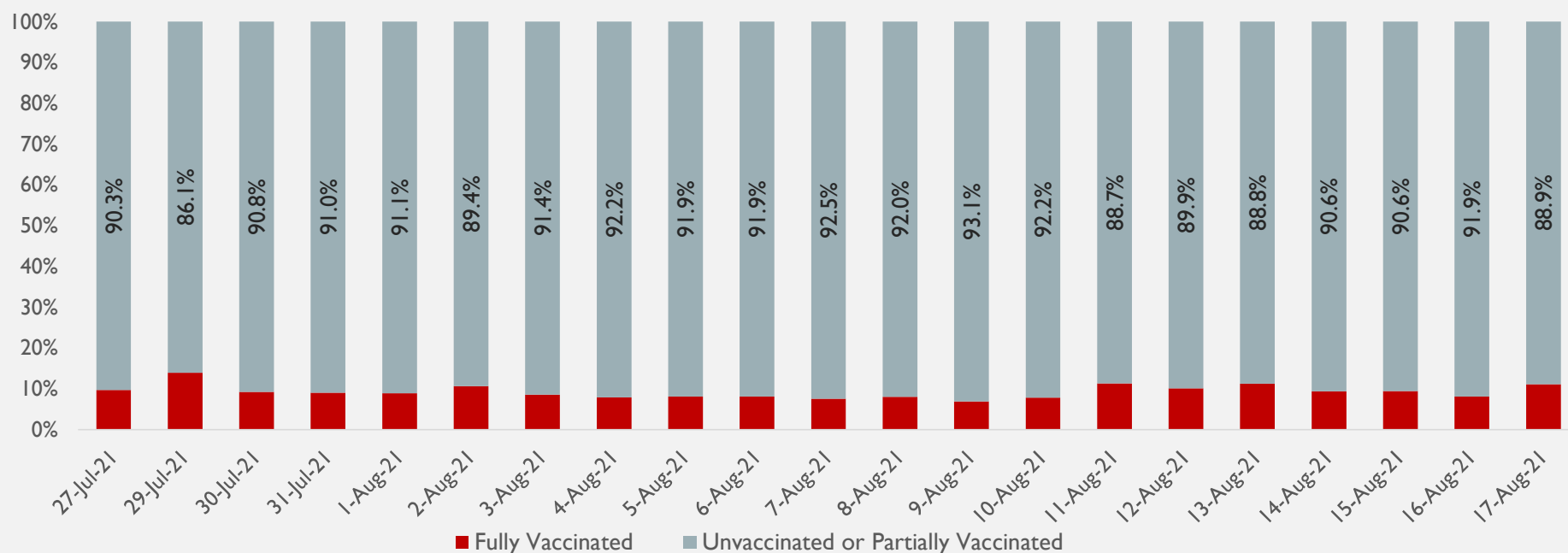
COVID-19 CASES & DEATHS AMONG RIVERSIDE RESIDENTS 12+ BY VACCINATION STATUS, FEB-AUG 2021

Unvaccinated individuals are **37 times** more likely to get COVID than those who are fully vaccinated.
Unvaccinated individuals are **120 times** more likely to die from COVID than those who are fully vaccinated.



COVID-19 HOSPITALIZATIONS BY VACCINATION STATUS, JULY 27-AUG 17, 2021

Unvaccinated individuals are at higher risk of being hospitalized.



- Data includes individuals with primary COVID diagnosis and those who are COVID positive and hospitalized with other primary diagnoses.
- Data is by poll date and is limited to hospitals with submitted responses.



<https://www.rivcoph.org/coronavirus>

Source: ReddiNet
Data as of 08/17/2021

VACCINATION STATUS BY AGE GROUP 0-17 YEARS RIVERSIDE COUNTY AUGUST 2021

COVID Cases by Vaccination Status 0-17 years						
Month	0-5 Unvaccinated	6-11 Unvaccinated	12-17 Unvaccinated	12-17 Fully Vaccinated	Total 0-17 Unvaccinated	Total 0-17 Fully Vaccinated
January	2431	3405	4065	0	9901	0
February	424	552	699	0	1675	0
March	145	163	232	0	540	0
April	119	168	177	0	464	0
May	68	74	125	0	267	0
June	54	86	124	1	264	1
July	388	614	884	33	1886	33
August	408	783	1042	26	2233	26
Total	4037	5845	7348	60	17230	60

